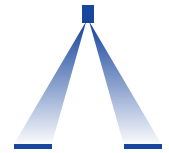


# Twin flat spray nozzles DF



Crop production

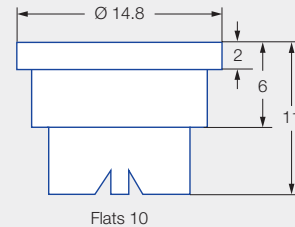
Ground care

Dimensions in mm.

- Standard twin flat spray nozzle for fine-droplet application

### Advantages

- Symmetrical twin flat spray jet 30°/30°
- Good wetting even on vertical target surfaces
- Low risk of clogging due to central supply flow cross-section
- Suitable for PWM



Series DF

### Application:



Plant protection products



Edge application  
Can be combined with border nozzle OC

### Technical data:



Nozzle sizes  
02-06



Spray angle  
120°



Material  
Stainless steel



Pressure ranges  
2-3-5 bar



Recommended strainers




- 80 M 02-03
- 60 M 04-06



Droplet sizes  
Medium - very fine



Width across flats  
10 mm

			[l/min]	[l/ha] 									
				4.0 km/h	5.0 km/h	5.5 km/h	6.0 km/h	6.5 km/h	7.0 km/h	7.5 km/h	8.0 km/h	10.0 km/h	12.0 km/h
<b>DF 120-02 (80 M)</b>	2.0	0.65	195	156	142	130	120	111	104	98	78	65	
	2.5	0.73	219	175	159	146	135	125	117	110	88	73	
	3.0	0.80	240	192	175	160	148	137	128	120	96	80	
	3.5	0.86	258	206	188	172	159	147	138	129	103	86	
	4.0	0.92	276	221	201	184	170	158	147	138	110	92	
	4.5	0.98	294	235	214	196	181	168	157	147	118	98	
<b>DF 120-03 (80 M)</b>	2.0	0.97	291	233	212	194	179	166	155	146	116	97	
	2.5	1.08	324	259	236	216	199	185	173	162	130	108	
	3.0	1.19	357	286	260	238	220	204	190	179	143	119	
	3.5	1.28	384	307	279	256	236	219	205	192	154	128	
	4.0	1.37	411	329	299	274	253	235	219	206	164	137	
	4.5	1.46	438	350	319	292	270	250	234	219	175	146	
<b>DF 120-04 (60 M)</b>	2.0	1.29	387	310	281	258	238	221	206	194	155	129	
	2.5	1.44	432	346	314	288	266	247	230	216	173	144	
	3.0	1.58	474	379	345	316	292	271	253	237	190	158	
	3.5	1.71	513	410	373	342	316	293	274	257	205	171	
	4.0	1.82	546	437	397	364	336	312	291	273	218	182	
	4.5	1.94	582	466	423	388	358	333	310	291	233	194	
<b>DF 120-05 (60 M)</b>	2.0	1.61	483	386	351	322	297	276	258	242	193	161	
	2.5	1.80	540	432	393	360	332	309	288	270	216	180	
	3.0	1.97	591	473	430	394	364	338	315	296	236	197	
	3.5	2.13	639	511	465	426	393	365	341	320	256	213	
	4.0	2.28	684	547	497	456	421	391	365	342	274	228	
	4.5	2.42	726	581	528	484	447	415	387	363	290	242	
<b>DF 120-06 (60 M)</b>	2.0	1.93	579	463	421	386	356	331	309	290	232	193	
	2.5	2.16	648	518	471	432	399	370	346	324	259	216	
	3.0	2.36	708	566	515	472	436	405	378	354	283	236	
	3.5	2.55	765	612	556	510	471	437	408	383	306	255	
	4.0	2.73	819	655	596	546	504	468	437	410	328	273	
	4.5	2.90	870	696	633	580	535	497	464	435	348	290	
	5.0	3.05	915	732	665	610	563	523	488	458	366	305	

- Operating pressure at the nozzle (measured with diaphragm valve)
- The stated liter-per-hectare rates apply to water
- Verify the table values by gauging the flow rates prior to every spraying season
- Pay attention to uniform nozzle adjustment

Ordering example: Series DF + Nozzle size 02 + Material S (stainless steel) = Order no. DF 02 S