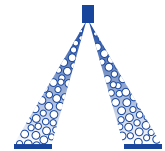


# Asymmetrical air-injector twin flat spray nozzles IDTA



Crop production

Ground care



Dimensions in mm.

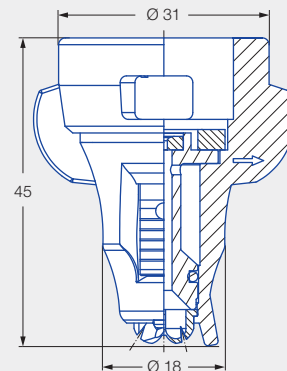
- Air-aspirating asymmetrical twin flat spray nozzle
- Extremely low-drift

### Advantages

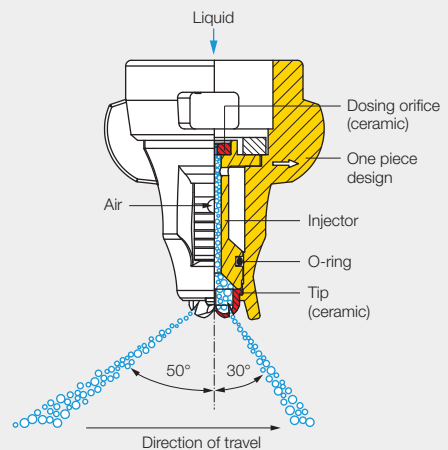
- 95 % drift reduction for: IDTA 120-05 C
- 90 % drift reduction for: IDTA 120-025 C to -04 C
- Ideal for higher sprayer speeds due to 30°/50° spray configuration
- Uniform deposition through 60/40 flow rate distribution
- Identical spray width on the target area due to 90°/120° spray angle
- Optimum wetting through finer droplet spectrum to the front in direction of travel
- Drift-reducing coarser droplet spectrum to the rear
- Optimum user protection thanks to removal/installation of the injector with protective gloves without tools
- Nozzle in cap with MULTIJET bayonet system (incl. gasket)
- Suitable for PWM



Series IDTA



Injector can be removed without tools



**JKI approval as loss-reducing: 95/90/75 %**

G 2015, G 2016, G 2017, G 2018, G 2019, G 2020, G 2021, G 2022, G 2043

JKI approval for mixed equipment and border nozzle IS.

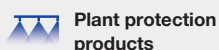


Current list at: [www.lechler.com/de-en/service/loss-reducing](http://www.lechler.com/de-en/service/loss-reducing)

Rear spray angle 90 (40 % spray volume)

Front spray angle 120 (60 % spray volume)

### Application:



Plant protection products



Edge application  
Can be combined with border nozzle IS 80



Golf course

### Technical data:



**Nozzle sizes**  
02-08



**Spray angle**  
120° front/  
90° rear



**Material**  
Ceramic



**Pressure ranges**  
1-4-8 bar



**Recommended strainers**

- 80 M 02
- 60 M 025-08



**Droplet sizes**  
Ultra coarse - coarse



	ISO 25358	[l/min]	[l/ha]									
			5.0 km/h	6.0 km/h	7.0 km/h	8.0 km/h	10.0 km/h	12.0 km/h	14.0 km/h	16.0 km/h	18.0 km/h	
IDTA 120-02 (80 M)	UC	1.0	0.46	110	92	79	69	55	46	39	35	31
	UC	1.5	0.56	134	112	96	84	67	56	48	42	37
	UC	2.0	0.65	156	130	111	98	78	65	56	49	43
	VC	3.0	0.80	192	160	137	120	96	80	69	60	53
	VC	4.0	0.92	221	184	158	138	110	92	79	69	61
	VC	5.0	1.03	247	206	177	155	124	103	88	77	69
	VC	6.0	1.13	271	226	194	170	136	113	97	85	75
	VC	7.0	1.22	293	244	209	183	146	122	105	92	81
IDTA 120-025 (60 M)	UC	1.0	0.57	137	114	98	86	68	57	49	43	38
	UC	1.5	0.70	168	140	120	105	84	70	60	53	47
	UC	2.0	0.81	194	162	139	122	97	81	69	61	54
	EC	3.0	0.99	238	198	170	149	119	99	85	74	66
	VC	4.0	1.15	276	230	197	173	138	115	99	86	77
	VC	5.0	1.28	307	256	219	192	154	128	110	96	85
	VC	6.0	1.40	336	280	240	210	168	140	120	105	93
	VC	7.0	1.52	365	304	261	228	182	152	130	114	101
IDTA 120-03 (60 M)	UC	1.0	0.69	166	138	118	104	83	69	59	52	46
	UC	1.5	0.84	202	168	144	126	101	84	72	63	56
	EC	2.0	0.97	233	194	166	146	116	97	83	73	65
	VC	3.0	1.19	286	238	204	179	143	119	102	89	79
	VC	4.0	1.37	329	274	235	206	164	137	117	103	91
	VC	5.0	1.53	367	306	262	230	184	153	131	115	102
	VC	6.0	1.68	403	336	288	252	202	168	144	126	112
	VC	7.0	1.81	434	362	310	272	217	181	155	136	121
IDTA 120-04 (60 M)	UC	1.0	0.91	218	182	156	137	109	91	78	68	61
	UC	1.5	1.12	269	224	192	168	134	112	96	84	75
	EC	2.0	1.29	310	258	221	194	155	129	111	97	86
	VC	3.0	1.58	379	316	271	237	190	158	135	119	105
	VC	4.0	1.82	437	364	312	273	218	182	156	137	121
	VC	5.0	2.04	490	408	350	306	245	204	175	153	136
	VC	6.0	2.23	535	446	382	335	268	223	191	167	149
	VC	7.0	2.41	578	482	413	362	289	241	207	181	161
IDTA 120-05 (60 M)	UC	1.0	1.14	274	228	195	171	137	114	98	86	76
	UC	1.5	1.39	334	278	238	209	167	139	119	104	93
	EC	2.0	1.61	386	322	276	242	193	161	138	121	107
	VC	3.0	1.97	473	394	338	296	236	197	169	148	131
	VC	4.0	2.28	547	456	391	342	274	228	195	171	152
	VC	5.0	2.55	612	510	437	383	306	255	219	191	170
	VC	6.0	2.79	670	558	478	419	335	279	239	209	186
	C	7.0	3.01	722	602	516	452	361	301	258	226	201
IDTA 120-06 (60 M)	UC	1.0	1.36	326	272	233	204	163	136	117	102	91
	UC	1.5	1.67	401	334	286	251	200	167	143	125	111
	EC	2.0	1.93	463	386	331	290	232	193	165	145	129
	VC	3.0	2.36	566	472	405	354	283	236	202	177	157
	VC	4.0	2.73	655	546	468	410	328	273	234	205	182
	VC	5.0	3.05	732	610	523	458	366	305	261	229	203
	VC	6.0	3.34	802	668	573	501	401	334	286	251	223
	C	7.0	3.61	866	722	619	542	433	361	309	271	241
IDTA 120-08 (60 M)	UC	1.0	1.82	437	364	312	273	218	182	156	137	121
	UC	1.5	2.23	535	446	382	335	268	223	191	167	149
	EC	2.0	2.58	619	516	442	387	310	258	221	194	172
	VC	3.0	3.16	758	632	542	474	379	316	271	237	211
	VC	4.0	3.65	876	730	626	548	438	365	313	274	243
	VC	5.0	4.08	979	816	699	612	490	408	350	306	272
	VC	6.0	4.47	1,073	894	766	671	536	447	383	335	298
	C	7.0	4.83	1,159	966	828	725	580	483	414	362	322
C	8.0	5.16	1,238	1,032	885	774	619	516	442	387	344	

**ISO 25358 classification according to droplet sizes:**

VF	Very fine
F	Fine
M	Medium
C	Coarse
VC	Very coarse
EC	Extremely coarse
UC	Ultra coarse

Subject to modifications.

- Operating pressure at the nozzle (measured with diaphragm valve)
- The stated liter-per-hectare rates apply to 96
- Verify the table values by gauging the flow rates prior to every spraying season
- Pay attention to uniform nozzle adjustment

**Recommendation**

You can find adapters for other bayonet systems on Page 125.



The apps for Lechler agricultural nozzles make selection and use of the optimum nozzle even easier.

Find out more here:  
[www.lechler.com/de-en/service/apps](http://www.lechler.com/de-en/service/apps)



Ordering example: Series IDTA + Spray angle 120° + Nozzle size 025 + Material C (Ceramic) = Order no. IDTA 120-025 C

