

➤ Pneumatic atomizing nozzles, flat fan, siphon principle, internal mixing Series 136.5

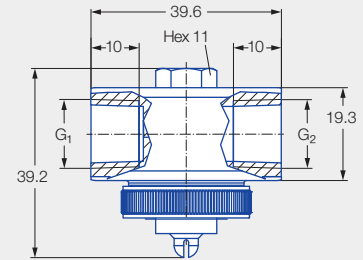


Features:

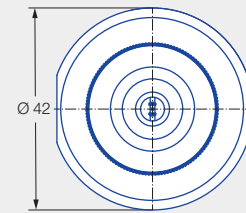
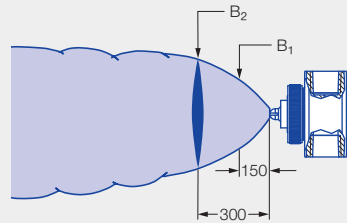
- Particularly fine flat fan atomization
- Siphon principle
- Internal mixing

Applications:

- Humidification of goods
- Cooling
- Belt humidification



Series 136.5



Liquid connection G ₁	Air connection G ₂	Screw plug thread (size 11)	Weight [g] (Stainless steel 303 SS)
1/4 BSPP	1/4 BSPP	5/16-24 UNF-2A	220

Spray angle	Ordering no.		Narrowest free cross section Ø [mm]	Air		V̇ water [l/h]					Spray dimensions							
	Mat. no.			p [bar]	V̇ _n [m³/h]	Water column [mm WS]			Aspiration height [mm WS]		p air [bar]	Aspiration height [mm WS]	B ₁ [mm]	B ₂ [mm]				
	1Y	16				150	300	450	100	200					300	600	900	
60°	136.516.xx.A2	●	●	0.40	0.80	1.80	-	-	-	1.62	1.53	-	1.17	0.88	1.00	300	130	165
					1.20	2.20	1.89	2.13	2.19	1.80	1.77	1.68	1.41	1.16	3.00	300	150	200
					1.40	2.50	1.95	2.16	2.25	1.86	1.80	1.68	1.47	1.21	4.60	300	170	225
					1.80	2.90	1.98	2.22	2.34	1.89	1.86	1.77	1.53	1.26	6.00	300	180	240
					2.00	3.10	1.95	2.19	2.31	1.89	1.80	1.68	1.50	1.26	-	-	-	-
					2.40	3.50	1.89	2.25	2.25	1.83	1.71	1.68	1.47	1.22	-	-	-	-
					2.60	3.70	1.83	2.25	2.25	1.74	1.71	1.59	1.44	1.18	-	-	-	-
					3.00	4.20	1.74	2.01	2.22	1.71	1.62	1.56	1.44	1.28	-	-	-	-
					3.20	4.40	1.71	1.92	2.16	1.65	1.62	1.59	1.59	1.38	-	-	-	-
					3.60	4.80	1.74	1.83	2.10	1.80	1.77	1.74	1.68	1.47	-	-	-	-
					3.80	5.00	1.92	1.80	2.10	1.86	1.86	1.80	1.71	1.49	-	-	-	-
					4.20	5.50	1.98	2.04	2.19	1.92	1.83	1.83	1.68	1.70	-	-	-	-
					4.40	5.70	1.95	2.04	2.19	1.89	1.86	1.80	1.74	1.77	-	-	-	-
					4.80	6.10	2.01	2.04	2.16	2.01	2.01	2.04	2.04	1.98	-	-	-	-
					5.00	6.30	2.10	2.13	2.22	2.19	2.19	2.16	2.10	1.93	-	-	-	-
					5.40	6.80	2.31	2.34	2.28	2.25	2.22	2.16	2.04	1.86	-	-	-	-
					5.60	7.00	2.31	2.28	2.25	2.19	2.16	2.10	2.01	1.80	-	-	-	-
6.00	7.40	2.22	2.22	2.22	2.10	2.10	2.04	1.92	1.79	-	-	-	-					

Spray angle	Ordering no.		Narrowest free cross section Ø [mm]	Air		V̇ water [l/h]						Spray dimensions						
	Type	Mat. no.		p [bar]	V̇ _n [m³/h]	Water column [mm WS]			Aspiration height [mm WS]			p air [bar]	Aspiration height [mm WS]	B ₁ [mm]	B ₂ [mm]			
		1Y				16	150	300	450	100	200					300	600	900
		Stainless steel 316L				Stainless steel 303												
60°	136.525.xx.A2	●	●	0.50	0.60	1.60	-	-	-	2.00	-	-	-	1.00	300	155	240	
0.80		1.90	-		-	-	2.21	2.10	1.98	-	-	3.00	300	200	295			
1.20		2.30	2.75		2.84	-	2.53	2.39	2.33	2.04	1.69	4.60	300	215	325			
1.40		2.60	2.84		2.90	3.05	2.63	2.51	2.42	2.14	1.82	6.00	300	250	400			
1.80		3.00	2.96		3.01	3.16	2.78	2.64	2.56	2.20	1.88	-	-	-	-			
2.00		3.30	2.94		3.02	3.16	2.73	2.69	2.58	2.18	1.82	-	-	-	-			
2.40		3.70	2.87		2.97	3.10	2.59	2.50	2.38	2.01	1.68	-	-	-	-			
2.60		3.90	2.82		2.86	3.04	2.49	2.46	2.29	1.91	1.62	-	-	-	-			
3.00		4.40	2.59		2.71	2.85	2.23	2.11	2.04	1.73	1.72	-	-	-	-			
3.20		4.60	2.48		2.51	2.71	2.09	1.96	1.91	1.74	1.87	-	-	-	-			
3.60		5.10	2.37		2.31	2.51	2.25	2.18	2.19	1.98	1.90	-	-	-	-			
3.80		5.30	2.34		2.37	2.52	2.22	2.23	2.15	1.99	1.85	-	-	-	-			
4.20		5.70	2.35		2.35	2.43	2.20	2.13	2.11	1.94	1.82	-	-	-	-			
4.40		6.00	2.30		2.32	2.44	2.20	2.07	2.05	1.96	1.83	-	-	-	-			
4.80		6.40	2.25		2.24	2.41	2.12	2.03	2.08	1.90	2.12	-	-	-	-			
5.00		6.60	2.20		2.21	2.37	2.09	2.03	1.98	2.25	2.27	-	-	-	-			
5.40	7.10	2.52	2.23	2.36	2.60	2.55	2.49	2.26	2.08	-	-	-	-					
5.60	7.30	2.50	2.45	2.58	2.57	2.54	2.39	2.16	2.02	-	-	-	-					
6.00	7.80	2.57	2.61	2.76	2.37	2.40	2.18	1.94	1.80	-	-	-	-					

Ordering Type + Material no. = Ordering no.
example: 136.525.xx.A2 + 1Y = 136.525.1Y.A2