
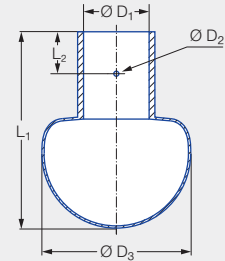



Static spray balls RinseClean Series 5B2/5B3



Features:

- No moving parts
- Self-draining
- Proven use in many applications
- Suitable for very high temperatures and hygienic requirements



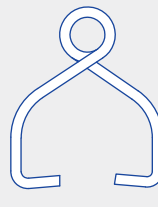
Series 5B2/5B3

Dimension of the slip-on connection according to DIN 10357, Series B

With the slip-on connection, the spray ball is pushed onto the customer's connection pipe and secured with the supplied Pin.



Pin 1



Pin 2-5

Max. tank diameter [m]	0	1	2	3	4	5	6	7	8	9
------------------------	---	---	---	---	---	---	---	---	---	---



Cleaning efficiency class
1



Max. temperature
200 °C



Installation
Operation in every direction is possible



Material
Stainless steel 316L,
pin stainless steel 316L



Recommended operating pressure
2 bar





Function video

www.lechler.com/de-en/medialibrary/videos-general-industry

Or scan the QR code.





Spray angle	Ordering no.	Narrowest free cross section Ø [mm]	V̇ water [l/min]					Abmessungen [mm]					Max. tank diameter [m]	
	Type		p [bar] (p _{max} = 5 bar)					L ₁	L ₂	Ø D ₁	Ø D ₂	Ø D ₃		Pin
			0.5	1.0	2.0	3.0	at 40 psi [US gal/min]							
180° 	5B3.083.1Y.D1.80	1.2	25	35	50	61	16	42.0	9.0	18.2	2.2	28.0	1	2.2
	5B3.253.1Y.D2.20	1.8	65	92	130	159	40	84.0	18.0	22.2	2.2	64.0	2	3.0
	5B3.323.1Y.D2.80	2.3	100	141	200	245	62	84.0	18.0	28.2	2.2	64.0	3	3.5
	5B3.463.1Y.D5.20	3.3	230	325	460	563	143	111.0	25.0	52.3	3.0	90.0	5	5.4
180° 	5B3.114.1Y.D1.80	1.4	30	42	60	74	19	42.0	9.0	18.2	2.2	28.0	1	2.2
	5B3.274.1Y.D2.20	2.3	75	106	150	184	47	84.0	18.0	22.2	2.2	64.0	2	3.0
	5B3.394.1Y.D2.80	3.0	145	205	290	355	90	84.0	18.0	28.2	2.2	64.0	3	5.0
	5B3.444.1Y.D5.20	3.2	200	283	400	490	124	111.0	25.0	52.3	3.0	90.0	5	5.2
270° 	5B3.305.1Y.D2.20	1.9	90	127	180	221	56	84.0	18.0	22.2	2.2	64.0	2	3.5
	5B3.345.1Y.D2.80	2.1	115	163	230	282	71	84.0	18.0	28.2	2.2	64.0	3	5.0
	5B3.385.1Y.D3.40	2.2	140	198	280	343	87	84.0	18.0	34.3	2.2	64.0	4	5.2
	5B3.405.1Y.D3.40	2.4	160	226	320	392	99	84.0	18.0	34.3	2.2	64.0	4	5.2
	5B3.425.1Y.D2.80	2.8	180	255	360	441	112	84.0	18.0	28.2	2.2	64.0	3	5.2
	5B3.445.1Y.D4.00	2.7	205	290	410	502	127	84.0	18.0	40.3	2.2	64.0	4	5.4
	5B3.475.1Y.D3.40	3.1	235	332	470	576	146	84.0	18.0	34.3	2.2	64.0	4	5.4
	5B3.535.1Y.D5.20	3.6	335	474	670	821	208	111.0	25.0	52.3	3.0	90.0	5	5.6
360° 	5B2.879.1Y.D0.80	0.8	8	11	15	18	5	37.0	9.0	8.2	2.2	20.0	1	2.0
	5B3.089.1Y.D1.20	1.0	25	35	50	61	16	42.0	9.0	12.2	2.2	28.0	1	2.2
	5B3.139.1Y.D1.20	1.6	33	46	65	80	20	42.0	9.0	12.2	2.2	28.0	1	2.3
	5B3.209.1Y.D1.80	1.5	50	71	100	123	31	42.0	9.0	18.2	2.2	28.0	1	2.5
	5B3.309.1Y.D2.20	1.7	90	127	180	221	56	84.0	18.0	22.2	2.2	64.0	2	3.5
	5B3.379.1Y.D2.80	2.1	130	184	260	318	81	84.0	18.0	28.2	2.2	64.0	3	5.2
	5B3.389.1Y.D4.00	2.1	140	198	280	343	87	84.0	18.0	40.3	2.2	64.0	4	5.2
	5B3.409.1Y.D3.40	2.3	160	226	320	392	99	84.0	18.0	34.2	2.2	64.0	4	5.2
	5B3.449.1Y.D2.80	3.0	205	290	410	502	127	84.0	18.0	28.2	2.2	64.0	3	5.4
	5B3.489.1Y.D3.40	2.9	255	361	510	625	158	84.0	18.0	34.2	2.2	64.0	4	5.5
	5B3.499.1Y.D4.00	2.8	270	382	540	661	168	84.0	18.0	40.3	2.2	64.0	4	5.5
	5B3.539.1Y.D5.20	3.2	335	474	670	821	208	111.0	25.0	52.3	3.0	90.0	5	5.6

Material Alloy 2.4602 (Alloy 22) available on request.

Detailed information can be found in our brochure "Tank and Equipment Cleaning" as well as at www.lechler.com/de-en/tankcleaningnozzles.

Pin	Ordering no.
1	095.013.1Y.06.55
2	095.013.1Y.06.58
3	095.013.1Y.06.56
4	095.013.1Y.06.59
5	095.013.1Y.06.57

The maximum tank diameter applies to the recommended operating pressure and is meant as a recommendation only. The cleaning result is also affected by the type of soiling.

Information about slip-on connections

- Stainless steel 316L supplied.
- Depending on the diameter of the adapter, the flow rate can increase due to a leakage between the adapter and the spray ball.

