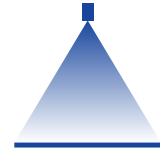


Quality flat spray nozzles

QS 80



Crop production

Ground care

Dimensions in mm.

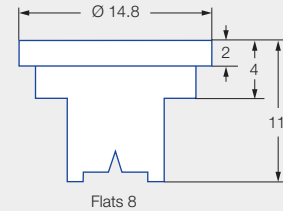
- Universal flat spray nozzle made of ceramic material
- For lower l/ha rates and higher workrates

Advantages

- 80° flat spray reduces drift in comparison with 110°/120° flat spray
- Higher droplet density due to optimized fine droplet spectrum
- Lower flow rate tolerance of +1/-3% due to high manufacturing quality
- Optimum cross distribution for boom heights of 0.6 to 0.9 m
- High wear resistance thanks to ceramic tip
- Suitable for PWM



Series QS 80



Application:



Plant protection products and growth regulators



Edge application
Can be combined with border nozzle OC

Technical data:



Nozzle sizes
015-025



Spray angle
80°



Material
Ceramic



Pressure ranges
1.5-5 bar



Recommended strainers

- 80 M 015
- 60 M 02-025






Droplet sizes
Medium - fine



Width across flats
8 mm



Spray heights
60-90 cm

	ISO 25358	[l/min]	[l/ha]											
			5.0 km/h	6.0 km/h	7.0 km/h	8.0 km/h	9.0 km/h	10.0 km/h	12.0 km/h	14.0 km/h	16.0 km/h	18.0 km/h	20.0 km/h	
 QS 80-015 (80 M)	F	1.5	0.42	101	84	72	63	56	50	42	36	32	28	25
	F	2.0	0.48	115	96	82	72	64	58	48	41	36	32	29
	F	2.5	0.54	130	108	93	81	72	65	54	46	41	36	32
	F	3.0	0.59	142	118	101	89	79	71	59	51	44	39	35
	F	3.5	0.63	151	126	108	95	84	76	63	54	47	42	38
	F	4.0	0.68	163	136	117	102	91	82	68	58	51	45	41
	F	5.0	0.76	182	152	130	114	101	91	76	65	57	51	46
 QS 80-02 (60 M)	M	1.5	0.56	134	112	96	84	75	67	56	48	42	37	34
	F	2.0	0.65	156	130	111	98	87	78	65	56	49	43	39
	F	2.5	0.73	175	146	125	110	97	88	73	63	55	49	44
	F	3.0	0.80	192	160	137	120	107	96	80	69	60	53	48
	F	3.5	0.86	206	172	147	129	115	103	86	74	65	57	52
	F	4.0	0.92	221	184	158	138	123	110	92	79	69	61	55
	F	5.0	1.03	247	206	177	155	137	124	103	97	77	69	62
 QS 80-025 (60 M)	M	1.5	0.70	168	140	120	105	93	84	70	60	53	47	42
	F	2.0	0.81	194	162	139	122	108	97	81	69	61	54	49
	F	2.5	0.91	218	182	156	137	121	109	91	78	68	61	55
	F	3.0	0.99	238	198	170	149	132	119	99	85	74	66	59
	F	3.5	1.07	257	214	183	161	143	129	107	92	80	71	64
	F	4.0	1.15	276	230	197	173	153	138	115	99	86	77	69
	F	5.0	1.28	307	256	219	192	171	154	128	110	96	85	77

ISO 25358 classification according to droplet sizes:

- VF Very fine
- F Fine
- M Medium
- C Coarse
- VC Very coarse
- EC Extremely coarse
- UC Ultra coarse

Subject to modifications.

- Operating pressure at the nozzle (measured with diaphragm valve)
- The stated liter-per-hectare rates apply to water
- Verify the table values by gauging the flow rates prior to every spraying season
- Pay attention to uniform nozzle adjustment



Ordering Series + Nozzle size + Material = Order no.
 example: QS 80 + 015 + C (Ceramic) = QS 80-015 C

